



# بەلقەتتە دېڭىتتە مەسكەتە





## For users of this flipchart

This flipchart has been produced by Cancer Institute NSW as a tool to assist in providing information on bowel cancer and bowel cancer screening to women and men from different cultural backgrounds, particularly those eligible to participate in the National Bowel Cancer Screening Program (NBCSP).

The flipchart has two sections:

**Section 1** explains how bowel cancer develops, the risk factors for bowel cancer, ways to reduce the risk and the signs or symptoms of bowel cancer.

**Section 2** describes the National Bowel Cancer Screening Program and the bowel screening test (why it is so important and how to do it).

The flipchart is designed to be used by bilingual health or community workers /educators talking with community members about bowel screening. It can be used with groups or with an individual.

Users of this flipchart are encouraged to modify the wording provided to suit their particular community.

The flipchart contains a lot of information. However if time is limited, it is possible to use one section only or even just a few pages. The flipchart is designed to be used in whatever way suits the facilitator and participants the best.

## Acknowledgements

This resource draws on earlier work, including:

The flipchart resource 'You're looking good on the outside, but what about the inside? Screening for bowel cancer' developed by Queensland Bowel Cancer Screening Program, Queensland Health, in 2008.

The flipchart resource 'It's not shame, it's a part of life' produced by Menzies School of Health Research (on behalf of the Australian Government Department of Health), to assist health workers to talk with Aboriginal and Torres Strait Islander people about bowel cancer and bowel cancer screening, in 2018.

Illustrations were completed by Julie Haysom.

Cancer Institute NSW gratefully acknowledges the contribution and input into this resource by representatives of the multicultural health, community and education sectors who participated in the consultation and development process.

© Cancer Institute NSW 2018

## Facilitator notes - About bowel cancer

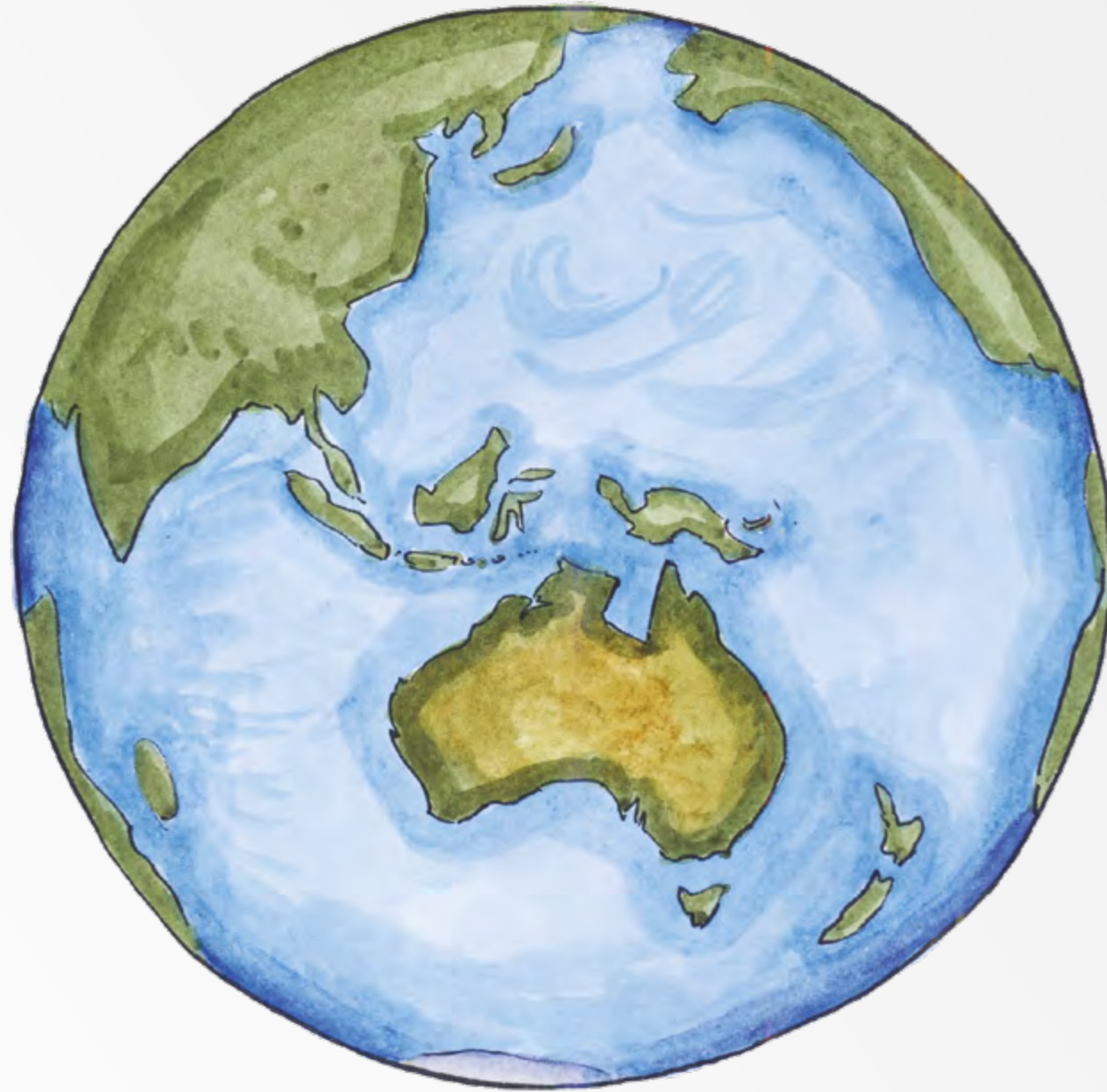
**Bowel cancer is the third most common cancer worldwide (after lung and breast cancers).**

- In Australia, bowel cancer is the second most common cancer in both men and women.
- Bowel cancer often develops without any early signs or symptoms – you can have bowel cancer without knowing it.
- Bowel cancer is one of the most treatable types of cancer if found early. It can be successfully treated in 9 out of 10 cases if detected in the early stages.
- There is a simple, free test you can do at home to find bowel cancer early, which could save your life.



# قسط 1

## بہار مہنگتہ دہکتہ



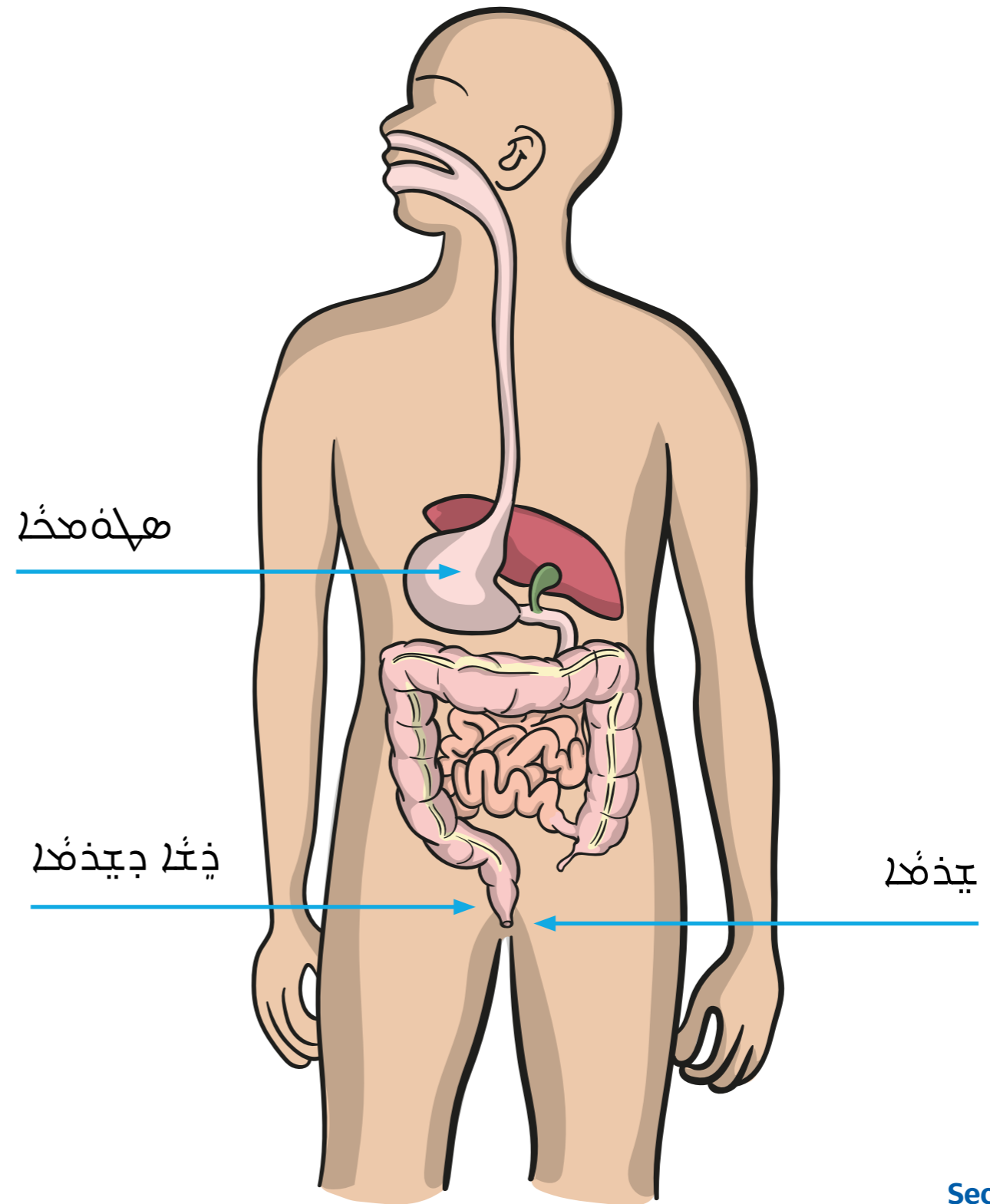
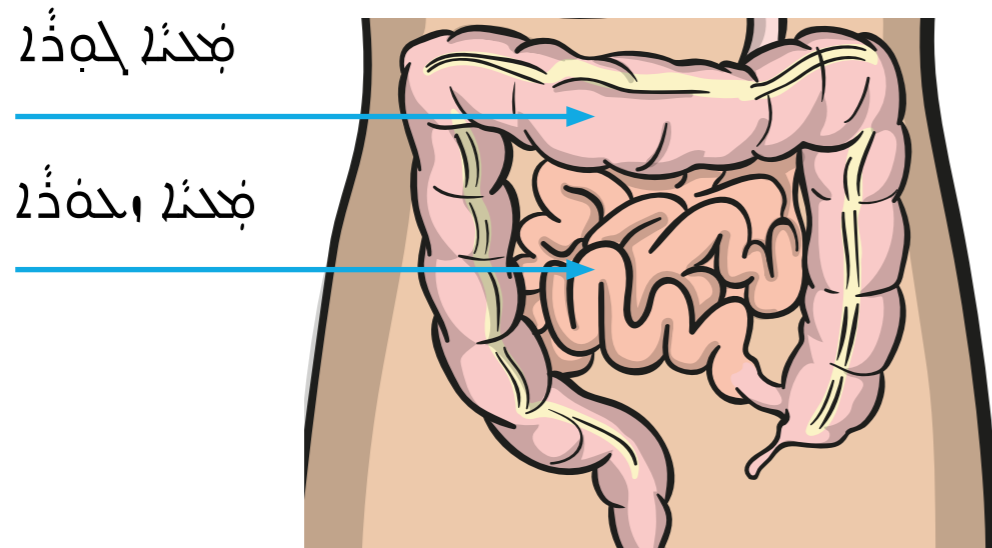
مہنگتہ دہکتہ  
بہار مہنگتہ  
بہار 3 بہار کتہ  
بہار چہکتہ

## Facilitator notes - What is the bowel?

The bowel connects your stomach to your rectum where waste material (faeces) is stored until passed out from the anus.

- The bowel has 3 main parts:
  - The small bowel – takes in the nutrients (goodness) from our food.
  - The large bowel (colon) – takes in water and salt.
  - The rectum – stores the waste material (faeces).
- The bowel helps digest the food we eat.
- Digestion is when our food and drink are broken down into nutrients for our body to use for energy and to build and support our cells.

# مفید تہ فلیتہ؟



## Facilitator notes - What is bowel cancer?

**Bowel cancer can take many years to develop and may not show any signs or symptoms in the early stages.**

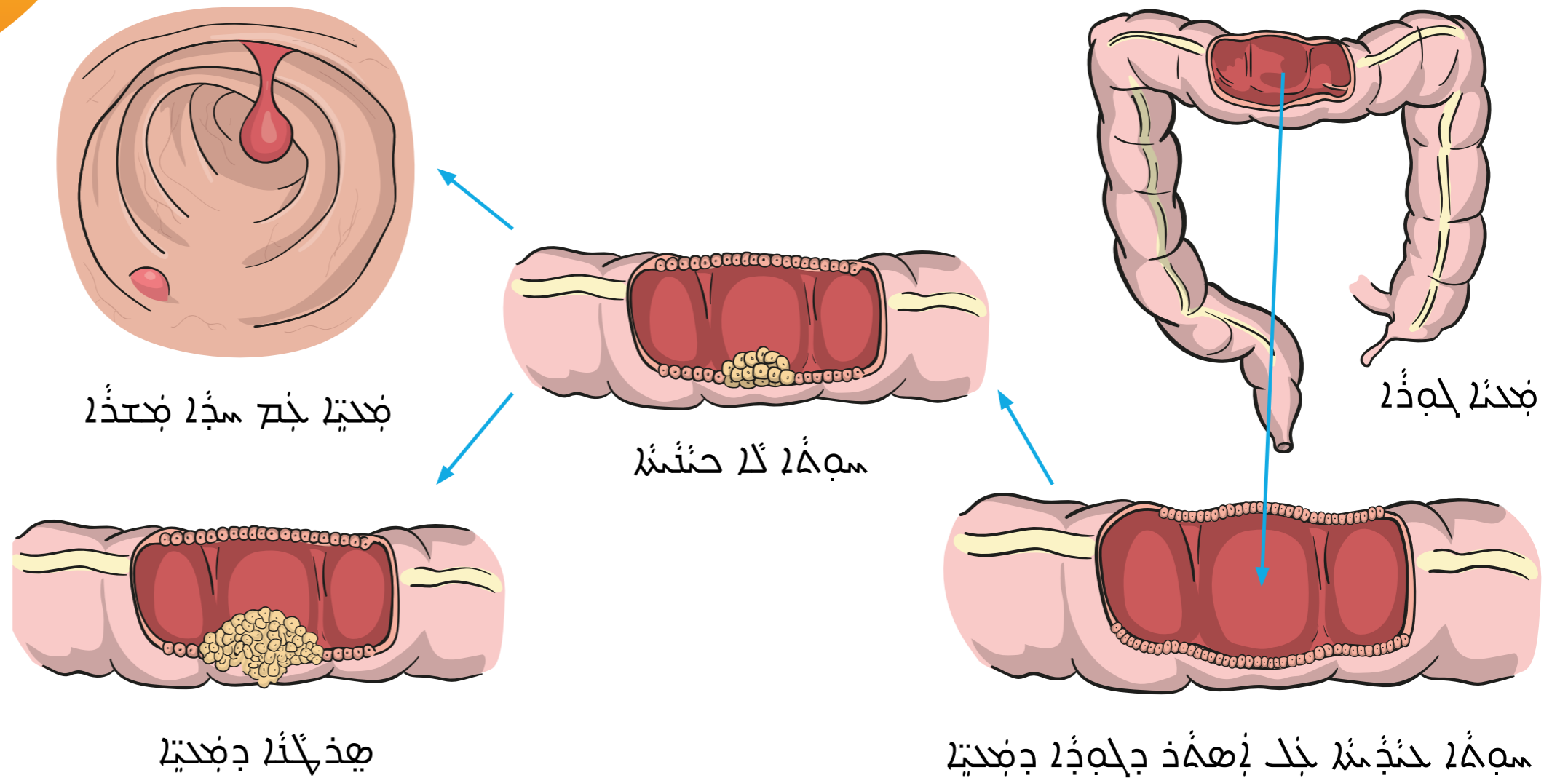
### **How does bowel cancer develop?**

- The bowel is made up of cells.
- For our bowel to stay healthy, old cells are constantly replaced by new cells.
- Sometimes things can go wrong during this process.
- Unlike normal cells, cancer cells don't stop growing. So the cells keep doubling, forming a lump that continues to grow.
- In the bowel, some of these lumps can grow into polyps.
- Polyps are small growths on the lining of the bowel that look a bit like a cherry on a stalk.
- Many polyps are harmless, but some can grow into cancer.
- If polyps are removed, the risk of bowel cancer is reduced.
- If cancerous polyps are not found and removed early, there is a risk that they could grow and eventually spread cancer cells to other parts of the body.



# مهفب تايه هذگتا دفحيتا؟

هذگتا دفحيتا مكيه  
تبيك ذكا بيتا تا  
مكهدنيه هتهتا ذكا  
فسيو سبي ببنيلا  
ب قهصيلا له كهقلا  
حجبيلا



## Facilitator notes - Who is at risk?

The biggest bowel cancer risk factor for both men and women is being aged 50 years and over. 9 out of 10 bowel cancers are diagnosed in people over the age of 50.

The risk of bowel cancer is also higher for people who have:

- A strong family history. This means having a close family member (such as a parent, sibling or child) who developed bowel cancer under the age of 55, or having more than one close family member who developed bowel cancer at any age.

**Note:** Most (8 out of 10) people who get bowel cancer have no family history of the disease.

- Bowel diseases which cause ongoing inflammation of the bowel.
- Type 2 diabetes.
- Unhealthy lifestyle behaviours (shown in the next slide).

# מָב טַיִם אָוּ בִּיטָאָ?

קִבְּעֵנָה דיִבְּטָאָ גֵּמֶט  
לִבְּעֵנָה בַּיִם שְׂמֵרָה  
בִּילֵד בֶּז 50 בִּיטָאָ



קִבְּעֵנָה בִּיטָאָ דִּבְּעֵנָה דְּפִחֵי תָא  
בְּדֵף לְבִדּוּ וּבִיטָאָ בִּיטָאָ טָא:

- אָבִיבֵנָה - אִשְׁמֵנָה בִּילֵד בֶּז 50
- אָבִיבֵנָה דְּבִיטָאָ דִּבְּעֵנָה דְּפִחֵי
- פִּחֵי דְּפִחֵי דַּבְּיָא
- לְבִיטָאָ דִּבְּעֵנָה דִּבְּעֵנָה דִּבְּעֵנָה דִּבְּעֵנָה
- לְבִיטָאָ דְּבִיטָאָ לְבִיטָאָ

## Facilitator notes - Lifestyle risk factors

**You can reduce your risk of bowel cancer by making healthy lifestyle choices.**

Nearly half of all bowel cancers in Australia can be attributed to lifestyle factors, including:

- Smoking.
- What we eat – i.e. eating foods which are highly processed (like white bread, biscuits and chips), eating red meat and processed meats (like bacon, ham and salami), and not having enough fibre (fibre is found in fruit and vegetables).
- Drinking alcohol.
- Being physically inactive.
- Being overweight or obese.



# كَبَهَقْدَا دِيهَتَا دِيهَتَا دِيهَتَا

بَهَذَا دَفَلَا دِيهَتَا دِيهَتَا دِيهَتَا  
بَهَذَا دَفَلَا دِيهَتَا دِيهَتَا دِيهَتَا  
بَهَذَا دَفَلَا دِيهَتَا دِيهَتَا دِيهَتَا  
بَهَذَا دَفَلَا دِيهَتَا دِيهَتَا دِيهَتَا

بَهَذَا دَفَلَا دِيهَتَا دِيهَتَا دِيهَتَا دِيهَتَا  
بَهَذَا دَفَلَا دِيهَتَا دِيهَتَا دِيهَتَا دِيهَتَا

- دِيهَتَا
- دِيهَتَا دِيهَتَا دِيهَتَا
- دِيهَتَا دِيهَتَا دِيهَتَا
- دِيهَتَا دِيهَتَا دِيهَتَا دِيهَتَا
- دِيهَتَا دِيهَتَا دِيهَتَا دِيهَتَا





# Facilitator notes - What can you do to reduce your risk?

You can reduce your risk of bowel cancer by making healthy changes to your lifestyle.

Here are some changes you can make to reduce your risk:

- Quit smoking.
- Eat a healthy diet of wholegrain, wholemeal and high fibre foods such as wholemeal bread, brown rice and porridge. Aim for 2 serves of fruit and 5 serves of vegetables each day.
- Eat less red meat and avoid processed meats (like bacon, ham and salami), as well as highly processed foods like white bread, biscuits and chips.
- Avoid alcohol or reduce the amount you drink.
- Be physically active every day.
- Maintain a healthy body weight.
- If you are aged 50-74, do a bowel screening test every 2 years.

# مهفب قمره بقره كبره لفربره ذل بربره ؟

- كذره بر البقره
- لآره سبل بر البره ذل بره ذل
- لآره كبره ذل بره صهره بره بره
- بره كبره ذل بره
- بره كبره ذل بره بره بره
- بره بره بره بره بره
- بره بره 50 - 74 بره بره بره بره بره بره  
بره بره بره بره 2 بره



## Facilitator notes - Are there any signs and symptoms?

**Bowel cancer usually has no signs or symptoms in the early stages. This is why regular bowel screening is essential, even if you feel well and everything seems normal.**

However, in some cases signs and symptoms of bowel cancer can include:

- Blood in your bowel movements - there might be blood on the toilet paper or in the water after a bowel movement.
- Unexplained tiredness.
- Stomach pain.
- A sudden and persistent change in toilet habits. For example a person might notice they have looser bowel movements (diarrhoea) or are straining to have a bowel movement (constipation).
- Unexplained weight loss.
- An iron deficiency (anaemia).

**If you have any of these symptoms, it does not necessarily mean that you have bowel cancer, but you should follow up with your doctor.**

# لبه اسیج بختیله هده تھیله؟

هده تھیله دختیله ختجیله لبه لیه ده تھیله بختیله له گهده حاجتیله.  
لبتله له بده حده بختیله دهده تھیله دختیله فحش بختیله:



له لبه ده ده سده  
ده له اسیج یلته



فده له ده ده صده  
ده سله له له خده  
دهده تھیله دختیله



دهده تھیله  
ده له اسیج یلته



دهده له له له  
دهده تھیله



# Facilitator notes - About the National Bowel Cancer Screening Program

The National Bowel Cancer Screening Program (the Program) mails out free kits to eligible people aged 50 to 74 for them to complete at home.

- Medicare provides the Program with a list of people who are aged 50 to 74, so that kits can be mailed out to them every 2 years close to their birthday.
- The National Bowel Cancer Screening Program has been funded by the Australian Government since 2006. The Program aims to reduce deaths from bowel cancer through early detection.
- It is one of the most life-saving public health programs in Australia.



# قَمَقْ د 2

بمە بەدوڤ نۆڤتەڤ دینکەڤ دینکەڤ دینکەڤ



## Facilitator notes - What is a bowel screening test?

**A bowel screening test can detect changes in the bowel long before you would notice any signs or symptoms. If you're aged 50 to 74 and eligible you will be sent a free test kit from the National Bowel Cancer Screening Program every 2 years.**

- A bowel screening test involves taking 2 small stool samples in the privacy of your own home and posting them away for testing.
- Bowel cancer or polyps can grow on the inside of the bowel and can leak tiny amounts of blood which are invisible to the eye.
- The test is looking for any tiny traces of blood in the stool samples which might indicate a growth inside the bowel.
- If found in the early stages, 9 out of 10 bowel cancers can be successfully treated.

# مهفب تگه سجد ريسنه؟ دنبكه؟ دفكتيه؟

يه قيت مهتحنه  
جبنه، 9 مه 10  
مهتكيا دفكتيه  
مكرب قتب ده ذيبيا  
فنه هه ليه



- ريسنه فنه له له سلق له فنه ر دته  
م بهه حه ده صيا نه نهئيه فتهب
- لهه حه صهه 50 - 74 يته هه قتب  
هه دهه سهه خهه ههه ريسنه  
حه 2 يته



## Facilitator notes - Who should do a bowel screening test?

Nearly all men and women aged 50-74 should do a test every 2 years.

- However, if you have any signs or symptoms of bowel cancer or a strong family history (see slide 4 for more detail) talk to your doctor as soon as possible as you may need to have some other tests.
- You also may not need to do the test if you have had a colonoscopy in the last 2 years or are seeing your doctor about bowel problems.

# مَقْبَلُ الْخَدِّ كَيْفَ لَسْبَدُ نِسْرَةً دَسْبَلَةً دَفْحَتِي؟



بِهَذَا لِحَاكَاةِ اِهْتَوِي وِبِهَيْتِي  
سَجْمَةً د 50 - 74 يَتِي الْخَدِّ  
كَبِي سَبَدُ نِسْرَةً ك 2 يَتِي.

اِهْتَوِي دَا اَهْتَوِي فِي اِهْتَوِي:

- اِهْتَوِي لَوِي ك دَهْتَوِي نِي نِسْرَةً  
دِهْتَوِي دَفْحَتِي
- اِهْتَوِي لَوِي سَبَدُ اِهْتَوِي اِهْتَوِي  
سَهْتَوِي دِهْتَوِي دَفْحَتِي
- اِهْتَوِي اِهْتَوِي سَبَدُ  
سَهْتَوِي اِهْتَوِي اِهْتَوِي

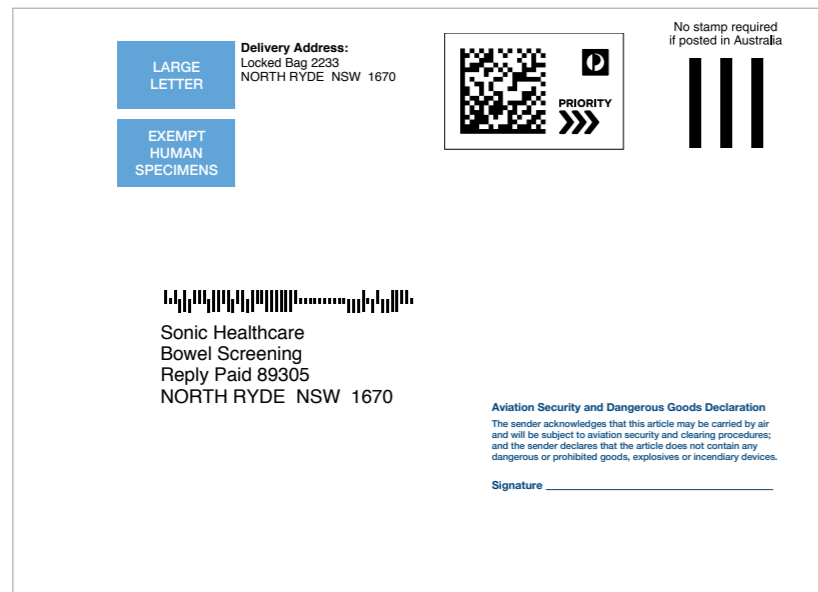


## Facilitator notes - What's in the kit?


### **In your kit you will find everything you need to do the test:**

- 2 toilet liners (these are to catch your bowel movement so you can take 2 small samples). These are biodegradable and can be flushed down the toilet when you are done.
- 2 green top collection tubes with collection sticks inside (these tubes are to store your 2 samples and contain a preserving agent).
- 1 ziplock bag with 2 compartments (this is to store your collection tubes and further protect them from touching anything whilst being stored at home).
- 1 reply paid envelope (this is used to post your samples back to the Program's pathology lab).

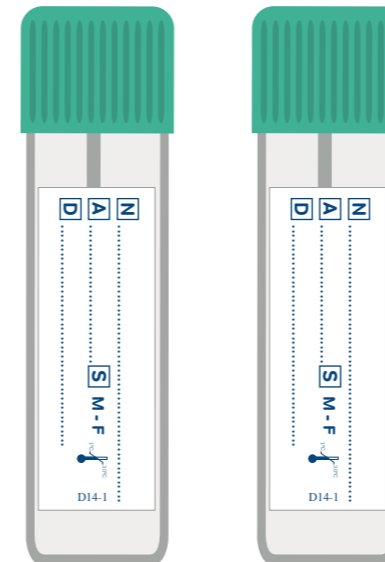
# مفید تکیہ تہ خذائے؟



x 1 ڈفلا کہ ذیئ



x 1 جھلا تپتلا



x 2 لوتلا  
دخفتلا



x 2 تھتلا دلنسر

# Facilitator notes - How to do the test

## STEP 1 – Prepare

1. On one of the tube labels, write your name, date of birth and date the sample was taken.
2. Before collecting your sample, empty your bladder (do a wee) and flush the toilet.
3. Put the toilet liner over the water in the toilet bowl. The writing should be facing up. If the toilet liner sinks, it's still ok to take the sample, or you can request a new kit.

## STEP 2 – Collect

1. Do your bowel movement onto the toilet liner.
2. Open the collection tube by twisting the green cap.
3. Scrape the tip of the stick over different areas of the surface of the bowel movement. The sample only needs to be tiny – **smaller than a grain of rice**.
4. Put the stick back into the collection tube and click the lid shut. Shake the tube up and down several times. Do not remove the stick again.
5. Flush the toilet liner and bowel movement down the toilet. Wash your hands.

## STEP 3 – Store and repeat

1. Place the tube into one compartment of the ziplock bag.
2. Put the sample in the fridge (**do not freeze**).


**Repeat Steps 1 – 3** with the second collection tube when you have another bowel movement (on the same day, the next day, or as soon as you can).

**Turn over for Step 4.**

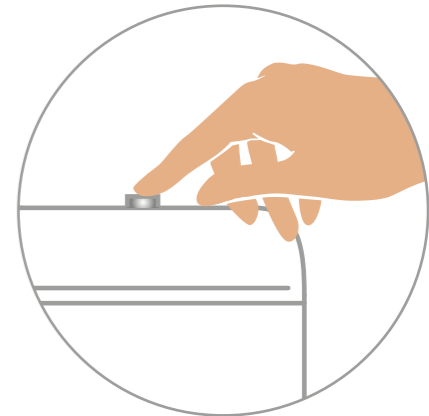
# دَبَب يَجَبَد كَرِسْتِيَّة

## قَصْفَلَا د 1 - اَدَهْدَا

1. حَاوَب  
لِجَلَهْ اَلْجَد  
لَهْقَا دَلْتَهْتَا



2. حَبَد سَدَا  
لِجَدَا سَفَلَدَب  
لَهْبَا دَلْتَهْتَا



3. فَايَب لَجَلَبَا  
دَلْتَهْتَا جَد قَا  
دَهْبَا

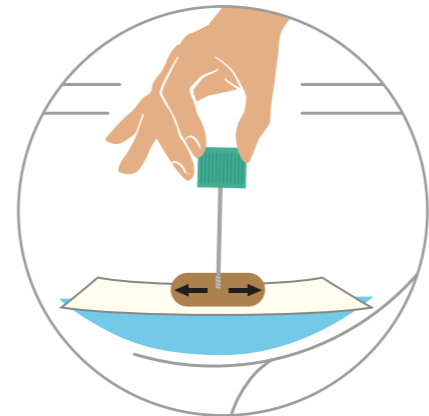


## قَصْفَلَا د 2 - اَصْبَهَا

1. حَبَد سَدَا  
لِجَلَبَا دَفْتَا لَه  
تَهْبَا دَلْتَهْتَا

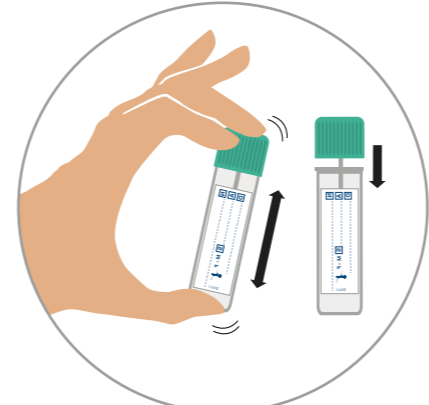


2. حَاوَس لَاتَهْتَا  
سَبَا دَحْفَا



3. اَدَهْتَا لَشَمَلَا  
لَه لِجَلَبَا دَفْتَا

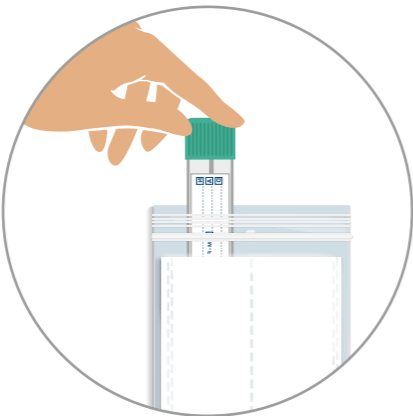
4. فَايَب لَشَمَلَا  
لَه لَاتَهْتَا  
اَدَهْتَا



5. فَلَدَب لَجَلَبَا  
هَلِجَلَبَا دَفْتَا

## قَصْفَلَا د 3 - اَصْبَهَا هَاوَسَا

1. فَايَب لَاتَهْتَا  
لَه جَهْلَا تَهْتَا  
2. حَاوَس لَه  
فَهْبَتَا  
(لَا فَلَدَبَا)



اَب لَقَصْفَلَا  
د 1-3 جَد اَصْبَهَا  
دَلْتَهْتَا هَاوَسَا  
لِجَلَبَا دَفْتَا لِجَلَبَا  
دَفْتَا دَفْتَا

# Facilitator notes - Posting the test

## STEP 4 – Send

1. Complete the Participant Details form.
2. Write your name and address on the back of the Reply Paid envelope and sign the front.
3. Put the Participant Details form and the 2 collection tubes (in the sealed ziplock bag) into the Reply Paid envelope and seal it.
4. Take the envelope to a post office **within 24 hours**, or put the envelope in a mail box in the late afternoon (**before 6pm**) using an Australia Post mail box.

## Keeping your samples safe

The samples are sensitive to heat and time.

- The samples must remain cool, so do not leave them in a hot place such as a car.
- Store samples in the fridge but never freeze them.
- Post samples within 24hrs of taking your second sample.
- Post at the post office or, if you need to use a post box, do it in the late afternoon when it is cooler (but before 6pm mail collection)



Consider using a sample bowel screening test kit to demonstrate how to do the test.



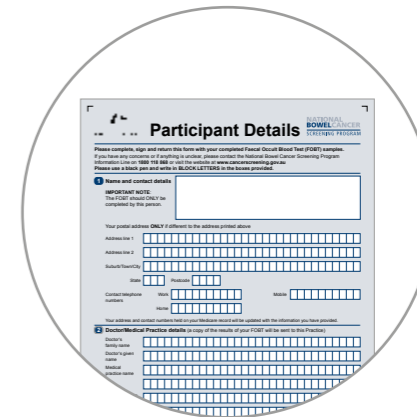
# تَجْدَا، كَتَبَا، كَرَسَمَا

## بِقِطْعَةٍ دِيْمَجِينِي تَلْبِقِي

- بِمَجِبْ لَهْ فُهْمِيْتِنَا - لَا تُجِيهْ  
لَا سَوْرَهْ لَهْ سَدَا دِهْحَا تَسْبِنَا
- تَجِدْ لَسَوْرَهْ لَهْ 24 ضَعِيْتَا
- تَجِدْ لَسَوْرَهْ بِحْ فُنْتَا دَهْ  
فُجَهْتَا دَتْدَبْدَا بِي لَهْ  
بِنْدِي نِي دِهْوَتَا دَتْدَبْدَا  
تَحْدُتَا دَعِي دَا دَا لَبْح  
دِهْحَا فُجَدَا دَا لَسَا  
(لَبْنَا بِحْ فُنْدَا 6 تَدْمَتَا)

## قِطْعَةٌ دِيْمَجِينِي - 4

1. فُحِيْدْ لَوِيْتَا  
دَهْ دَعْنَهْ لَوِيْتَا  
دَتْدَحْتَا



2. حَوَسْبْ لِيْمَا  
هَلْمَسَهْ تَبْنِيَا  
هَلْدَهْ دَتْدَحْتَا  
لِيْدَفَا



3. فُجَهِيْتْ لَوِيْتَا  
هَلِيْمَهِيْتَا لَهْ  
يْدَفَا



4. تَجِدْ كَتَبَا  
تَهْوَدَسْتَا

## Facilitator notes - Before you do the test

The test looks for blood in your bowel movement, so delay doing the test if:

- You have haemorrhoids which are bleeding. Wait until your haemorrhoids calm down before you do the test.
- You have your menstrual period. Wait for 3 days after your period before doing the test.
- There is blood in your urine or blood in the toilet bowl. If this happens, see your doctor.
- You are having treatment for bowel problems.
- You are booked for a colonoscopy in the next few weeks or if you have had a colonoscopy in the last 2 years.

**Note:** There is no need to change your normal diet or stop taking any regular prescribed medications before doing the test.

# מִן בְּצַר דְּבַתָּה תִּבְיֶה לְיִשְׂרָאֵל

יִשְׂרָאֵל תִּבְיֶה כִּי תֵּדַע דִּמְלָא אֵל אִיִּלָּא דְּבַלְסָרְיָ אִדְבָּרָא בְּזִיבָא  
לְבָבָא דְּיִשְׂרָאֵל יִי:

- אֵל לֹרְיָ תְּפִיז דְּחִיָּלָא
- אֵל לִבְיָא בְּזִיבָא דְּבַלְסָרְיָ
- אֵל דְּמֵלָא אֵל לְבָבָא דְּבַלְסָרְיָ אֵל לְבָבָא
- חִיָּבָא אֵל דְּזִיבָא אֵל לְבָבָא דְּחִיָּלָא
- אֵל אֵל אֵל דְּזִיבָא אֵל לְבָבָא דְּחִיָּלָא
- אֵל לֹרְיָ אֵל לְבָבָא דְּזִיבָא אֵל 2 יִי דְּזִיבָא

## Facilitator notes - What happens next?

You will receive a results notification letter in the mail about 2 weeks after you post the samples.

### A negative test result

- If your test is negative it means no blood was found. You don't need to do anything, just do another test in 2 years' time.
- But talk to your doctor if you have any symptoms before your next test. The test is very accurate but a negative result does not mean that you definitely don't have bowel cancer or can never develop bowel cancer.

### A positive test result

- If your test is positive it means blood was found. You will need to see a doctor for a check-up and maybe some more tests.
- **If the test is positive it does not necessarily mean you have cancer.**
- Bleeding may be caused by a number of conditions, including polyps, haemorrhoids or inflammation, and may not be cancer related.
- But it is important to find out why there is blood in your sample.



# מפגישתכם בעיני הילדים?

## עליתם ברישיון? – מפגישתכם תלויה ברישיון:

מגיל 18 ברישיון נדרש לביצוע פגישות  
תלויות לילדים וקבלת מכתב  
דפוס. חובה לברישיון יחד עם  
גם 2 ימים.

מגיל 18 ברישיון נדרש לביצוע פגישות  
תלויות דפוס וקבלת מכתב.  
יש לילדים פגישות לביצוע  
בגיל 18 גם לילדים הזקנים. לבני  
השבעה יש גם לילדים להורים  
פגישות דפוס ברישיון דפוס  
גם לילדים ברישיון



# Facilitator notes - After a positive test result

After a positive test result, it is important to see your doctor as soon as possible so you can receive a referral for another test, usually a colonoscopy.

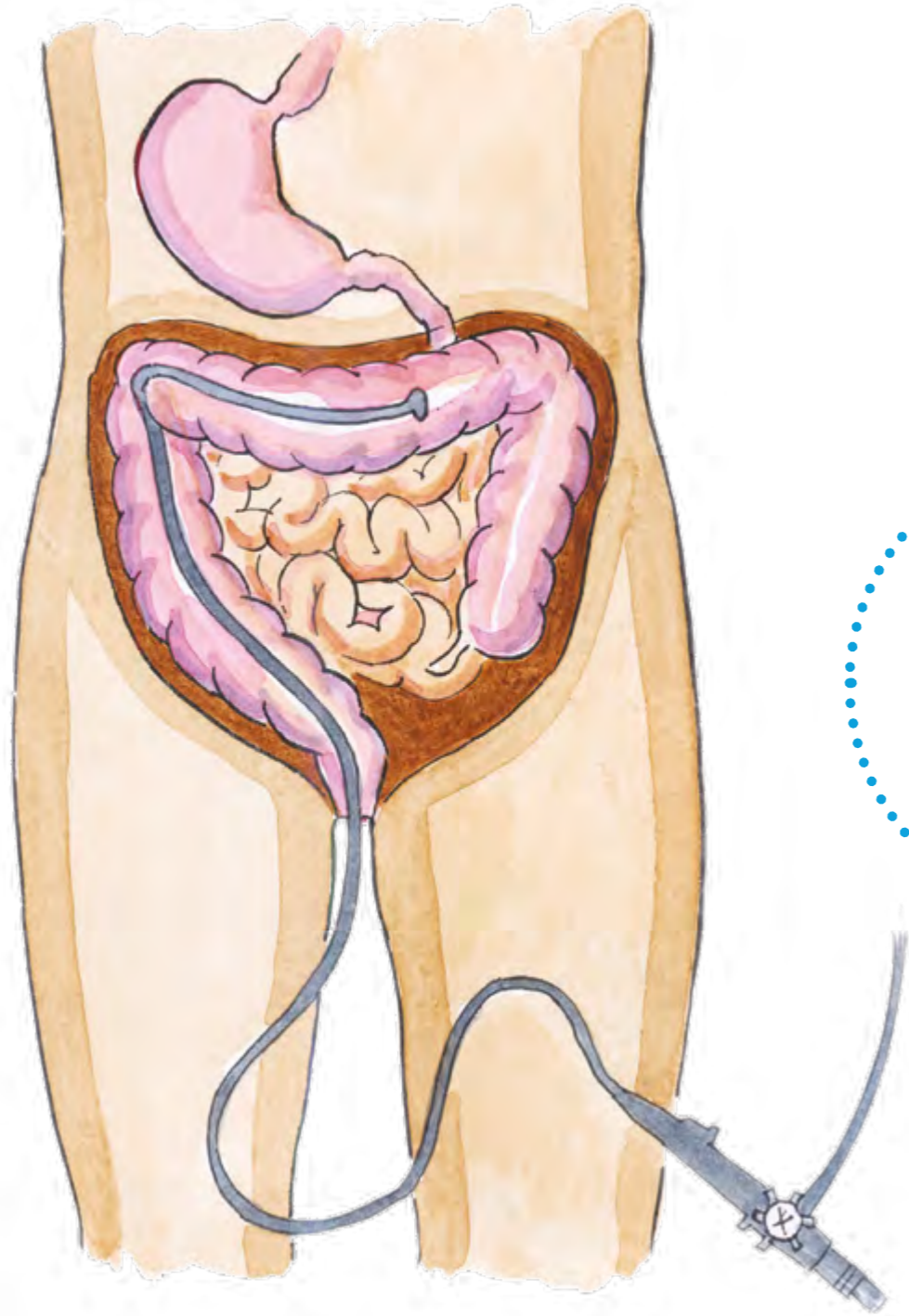
- The aim of a colonoscopy is to look inside the bowel and find out why you have blood in your bowel movement.
- During a colonoscopy a doctor inserts a tiny camera into the rectum to look for polyps or cancerous growths.
- You will receive some sedation for the procedure so you won't feel any pain.
- The day before the colonoscopy you will need to have a special drink to help empty your bowel. This will allow the camera a clear view of your bowel. You will need to be near a toilet all day.

## Results

There are a number of possible things that a colonoscopy might find.

- **Nothing (clear)** – No polyps or cancer. You should do the home test kit again in around 4 years' time. A kit will be sent to you by the National Bowel Cancer Screening Program.
- **Polyps** – The doctor will usually remove them when doing the colonoscopy. You will likely need another colonoscopy in 2-5 years.
- **Cancer** – May need surgery or other treatment (to be determined by a doctor).  
**If found early, the chance of successful treatment is very high.**
- **Other conditions** – The colonoscopy may find other bowel conditions.  
Your doctor will follow these up with you.

# من تآخذ بند فكك مصفكته بنسرة



3. اسود كلة

2. حبة سدا  
سولونو صحر

1. سب لأصغر

## Facilitator notes - For more information

- Visit the Program website at [www.cancerscreening.gov.au/bowel](http://www.cancerscreening.gov.au/bowel).
- Find out when your test will be sent (based on your date of birth) by visiting [www.cancerscreening.gov.au/eligibility](http://www.cancerscreening.gov.au/eligibility).
- Call the Program Info Line on **1800 118 868**, where you can:
  - Check your eligibility for a free kit – confirm the Program has your correct details and find out when your next kit is coming out.
  - Order a new kit (for people who have received a kit in the last 12 months but lost or damaged it).
- If you need help in your language call the Translating and Interpreting Service on **13 14 50**.
- You can access a range of translated materials in 22 languages by visiting [www.cancerscreening.gov.au/translations](http://www.cancerscreening.gov.au/translations) (including test kit instructions, an information booklet and invitation/results letters).



# תל מַעֲבָרֵי וְהַדָּל

אֶפְסֵם תְּבַדְּ אֶתְּ לַיִּזְיָא דְּסַחֲדִי לְדַחֲדִי דְּנִשְׁלֵא דְּיִחְדָּל  
דְּחִיָּל [www.cancerscreening.gov.au/bowel](http://www.cancerscreening.gov.au/bowel)

נִיִּסְרֵב לַבְּחֵי אֶתְּ חִיָּלָה לְנִיִּסְרֵבֵי:  
[www.cancerscreening.gov.au/eligibility](http://www.cancerscreening.gov.au/eligibility)

סָבִי לְחִיָּלָה דְּ **1800 118 868** תָּל:

- נִיִּסְרֵבֵי דְּלִסְמַחֲדִי תָּל סָבִי חֲדָל חֲדָל
- חֲלָפֵי סָבִי חֲדָל חֲדָל (לְיִי אֶתְּ אֶתְּ לִסְרֵבֵי נִיִּסְרֵבֵי אֶתְּ לְחֲדָלֵי חֲדָלֵי)

נִיִּסְרֵב לִיִּלְפֵי דְּאֶתְּ אֶתְּ חֲדָל **13 14 50**  
(תָּל חֲדָלֵי חֲדָלֵי)

חֲדָלֵי לְחִיָּלָה מִדְּחִיָּלָה:

[www.cancerscreening.gov.au/translations](http://www.cancerscreening.gov.au/translations)

## Facilitator notes - Summary

**So what are the important take home messages we have learnt today?**

1. Bowel cancer can develop over a long period, without any obvious signs.
2. A screening test can detect changes in your bowel early.
3. If found early, 9 out of 10 bowel cancers can be successfully treated.
4. Do the test when it comes in the post.

## 4 مبدئيًا كما جذا



- هذا جذا فحصية تُسجل صلبه في تبتة صلا تذا تذا
- سدا في سبب سدا تذا صلا تذا سدا لسا سدا  
له صلا تذا
- في قسا صلا تذا، 9 ص 10 هدا  
فحصية صلا تذا صلا تذا
- جفا كرسية، بفا دسا نسا له كفا

# Facilitator notes - National cancer screening programs

**Cancer screening is the use of simple tests to look for early signs of cancer, or the conditions that cause cancer.**

- Screening tests can find cancer before you can see or feel any changes to your body. When you find cancers early, they are easier to treat successfully.
- In Australia there are 3 national screening programs. These are for bowel, breast and cervical cancers.
- If you are unsure about doing a screening test, talk to your doctor to help you decide.



# بمقدورنا إنقاذ حياة من قبلنا بمقدورنا إنقاذ حياة من قبلنا

لكننا جادة  
لإنقاذ حياة من قبلنا  
بمقدورنا إنقاذ حياة من قبلنا

## NATIONAL BOWELCANCER SCREENING PROGRAM



## NATIONAL CERVICAL SCREENING PROGRAM

A joint Australian, State and Territory Government Program

## Facilitator notes - Breast screening

Women aged 50-74 should have a mammogram every 2 years.


- Mammograms through BreastScreen NSW are free and a doctor's referral is not needed.
- A mammogram (also called a breast x-ray) is the best way to find breast cancer early before it can be seen or felt.
- Almost all women who find their breast cancer in the early stages will get better and get back to their normal lives.
- Most women diagnosed with breast cancer do not have a family history.
- All staff at the breast screening appointment will be female.
- Call **13 20 50** to book a free BreastScreen appointment. There are many sites available so you can choose a date, time and location that suits you.
- Call **13 14 50** if you need someone who speaks your language to help you book the appointment.

# سبکة جردة

بیتا دجه مدسه  
بله 50-74 بیتا کچا  
تیه لسه بجه  
میمه لدر  
ط 2 بیتا

سبکة جردة دسه تیه 50 و مله بجه بلس 13 و تلس هبلس  
لمتسه ل دجه لسه.

سبک لجه لسه د 50 20 13 و ل حجه ل دجه و حجه ب 50 14 13  
و فکلسه دجه فکلسه.



## Facilitator notes - Cervical screening

- Women aged 25-74 should have cervical screening every 5 years.
- You can book a Cervical Screening Test with your local doctor or nurse. You don't need to go to a specialist doctor.
- Some doctors provide this for free. You can ask about the cost when you book an appointment.
- You can ask for a female doctor or nurse to perform the test.
- Cervical cancer can be prevented by having the Cervical Screening Test, because it looks for an infection which causes cervical cancer.
- **Book an appointment with your doctor or nurse.**

**Note:** If it's been more than 2 years since your last Pap test or you have never had a test before, you should book an appointment as soon as possible. If the result is normal you will then be due for your next test in 5 years' time.

# سبک دسکت

بیت دجه مکت  
بسه 25-74 بیت  
کچک آهه لسه  
سبک سبک دسکت  
حد 5 بیت

سبک دسکت چا فحیل لهدک دسکت تبه فتجسه  
دوسسه لب دچا فحیل تیس.

سود بده دچا لسه نه سسوه.







**Cancer Institute NSW**

---

cancer.nsw.gov.au  
PO Box 41, Alexandria, NSW 1435  
t +61 (0)2 8374 5600  
e CINSW-bowelscreening@health.nsw.gov.au  
© Cancer Institute NSW 2018

**SHPN:** (CI) 190274

**ISBN:** 978-1-76081-152-5 (print)

**ISBN:** 978-1-76081-153-2 (web)